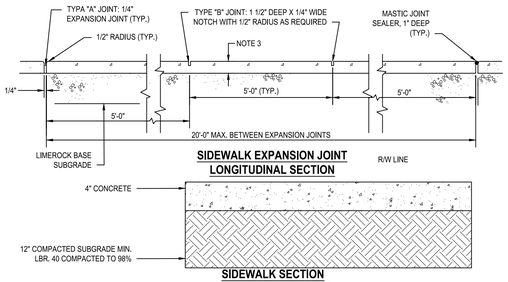

SIDEWALK EXPANSION JOINT LONGITUDINAL SECTION

SIDEWALK SECTION
(NON-VEHICULAR AREAS)

SIDEWALK JOINTS	
TYPE	LOCATION
"A"	20' O.C. AND P.T. OF CURVES
"B"	5'-0" CENTER TO CENTER ON SIDEWALKS

NOTES:

1. CONCRETE TO BE TYPE I 3,000 PSI @ 28 DAYS.
2. USE OF REINFORCED CEMENT IS PROHIBITED.
3. 4" THICK MINIMUM. 6" AT VEHICULAR AREAS
4. SIDEWALK SLOPES SHALL MEET THE REQUIREMENTS OF THE AMERICANS WITH DISABILITIES ACT.
5. CONSTRUCT EXPANSION JOINTS AT SPACINGS SHOWN ABOVE: AT POINT OF CURVATURE, AT ADJOUINING STRUCTURES, AND AT THE END OF DAYS WORK.

SIDEWALK DETAIL

NTS

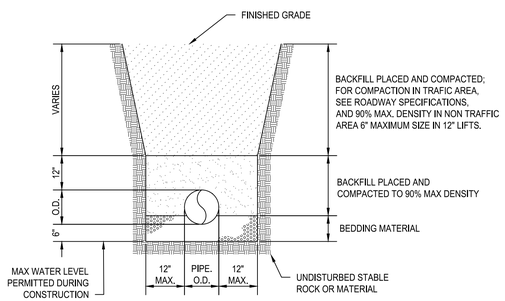

NOTES:

1. WHERE SOIL CONDITION CANNOT BE MAINTAINED AS SHOWN ABOVE, PROVIDE APPROVED MEANS OF CONSTRUCTION.,
2. WHERE REQUIRED, SHEETING AND SHORING SHALL BE IN ACCORDANCE WITH THE LOCAL GOVERNMENTAL AGENCY.
3. MUCH OR OTHER UNSUITABLE MATERIAL SHALL BE COMPLETELY REMOVED.
4. WHEN THE PIPE IS LAID IN THE PREPARED TRENCH, TRUE TO LINE AND GRADE, THE PIPE BARREL SHALL RECEIVE CONTINUOUS UNIFORM SUPPORT. WHERE NECESSARY, COURSE SAND, PEA ROCK OR 3/4" LIMESTONE GRAVEL SHALL BE USED TO PROVIDE UNIFORM BEDDING.
5. JOINTS MAY BE REQUIRED TO BE WRAPPED AT THE DISCRETION OF THE DISTRICT AND THE SITE CONDITIONS.
6. BACKFILL MATERIAL SHALL BE NON-COHESIVE AND NON-PLANSTIC SOIL THAT IS FREE OF ALL DEBRIS, LUMPS, WOOD, BROKEN PAVING OR ANY ORGANIC OR UNSUITABLE MATERIAL. BACKFILL MATERIAL PLACED WITHIN 12" OF THE PIPE SHALL CONTAIN NO ROCKS OR STONES LARGER THAN 3 1/2" IN DIAMETER. NO ROCKS OR STONES LARGER THAN 6" IN DIAMETER WILL BE PERMITTED IN THE REMAINING BACKFILL UNLESS OTHERWISE SPECIFIED.
7. TRENCH BACKFILL SHALL BE COMPACTED TO NOT LESS THAN 90% OF THE MAXIMUM DRY DENSITY DETERMINED BY AASHTO T-180. BACKFILL AND COMPACTION SHALL BE IN ACCORDANCE TO THE STANDARD ENGINEERING DESIGN REQUIRED BY THE LOCAL GOVERNMENTAL AGENCY.

TRENCH EXCAVATION DETAIL

NTS

BROWARD COUNTY STANDARD DETAILS

ALL WORK WITHIN THE COUNTY RIGHT-OF-WAY SHALL CONFORM BROWARD COUNTY MINIMUM STANDARDS (BCMS)
SUBGRADE BCMS 6-1.6
A. LBR MINIMUM OF 40
B. TOP 12" OF UNDISTURBED SOIL SHALL BE COMPACTED TO 100% MAXIMUM DRY DENSITY PER AASHTO T-99C
BASE BCMS 6-1.7
C. TWELVE (12) INCH CONSTRUCTED IN TWO SIX (6) INCH LIFTS
D. CARBONATE CONTENT MINIMUM 70% AND LBR MINIMUM OF 100%
E. COMPACTED TO A MINIMUM 98% MAXIMUM DRY DENSITY PER AASHTO T-180
WEARING COURSE BCMS 6-1.8
F. MINIMUM TOTAL THICKNESS OF TWO AND HALF (2-½) INCHES OF ASPHALTIC CONCRETE IN TWO (2) LIFTS AS FOLLOWS:
1) STRUCTURAL COURSE TYPE SP ASPHALT CONCRETE MIXTURE PER FDOT STANDARD SPECIFICATIONS SECTION 334 (344-1.4.1) 1-½ INCHES MINIMUM

334-1.4.1 Layer Thicknesses: The allowable layer thicknesses for Type SP Asphalt Concrete mixtures are as follows:

Type SP-9.5	1 to 1-1/2 inches
Type SP-12.5	1-1/2 to 2-1/2 inches
Type SP-19.0	2 to 4 inches

2) FRICTION COURSE PER FDOT FLEXIBLE PAVEMENT DESIGN MANUAL TABLE 4.1 (1 INCH MINIMUM)

TABLE 4.1
FRICTION COURSE SELECTION

The Following Friction Courses are Required For Design Speeds of 30 mph or Greater.

All Projects		
Design Speed	Two Lane	Multi Lane
35 thru 45 mph or sixth & junior	FC-12.5 or FC-9.5	FC-12.5 or FC-9.5
50 mph or Greater	FC-12.5 or FC-9.5	FC-5

3) TACK COAT SHALL BE USED BETWEEN PAVING COURSES
4) PRIME COAT SHALL BE USED ON THE FINISHED ROCK BASE
CURB AND GUTTER PER BCMS 6-1.10
G. LIMEROCK FOUNDATION OR PAD MINIMUM LBR OF 100
H. CARBONATE CONTENT MINIMUM 70%
I. MINIMUM FOUR (4) INCHES THICK AND EXTENDS MINIMUM SIX (6) INCHES BEYOND EDGES OF CONCRETE
J. COMPACTED TO 98% MAXIMUM DENSITY PER AASHTO T-180
K. MINIMUM STRENGTH 3000 PSI
L. TYPE "F" CURB SHALL BE PLACED ONE-QUARTER (¼) INCH HIGHER THAN ADJACENT INLET FRAMES AND GRATES
SIDEWALK PER BCMS 6-1.14 & DWG NO 14
M. MINIMUM WIDTH SIX (6) FEET, CLEAR OF AL OBSTRUCTIONS
N. NARROW GRASS STRIP ONE (1) TO THREE (3) FEET BETWEEN SIDEWALK AND CURB AND GUTTER NOT PERMITTED
O. MINIMUM THICKNESS SIX (6) INCHES
P. WIRE MESH NOT PERMITTED
Q. MINIMUM TRANSVERSE SLOPE 0.01 FT/FT AND MAXIMUM TRANSVERSE SLOPE OF 0.02 FT/FT TOWARD SWALE OR GUTTER
R. TRANSVERSE HAIR BROOM FINISH
S. LONGITUDINAL SLOPE CONFORMS WITH ADA "GREENBOOK"
T. HANDICAP RAMPS MUST BE PROVIDED AT ALL INTERSECTIONS PER FDOT INDEX 304
U. MINIMUM STRENGTH 3000 PSI

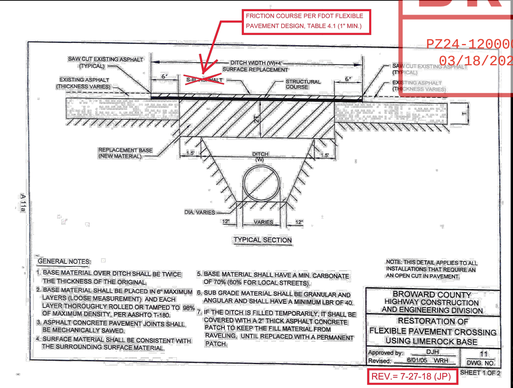

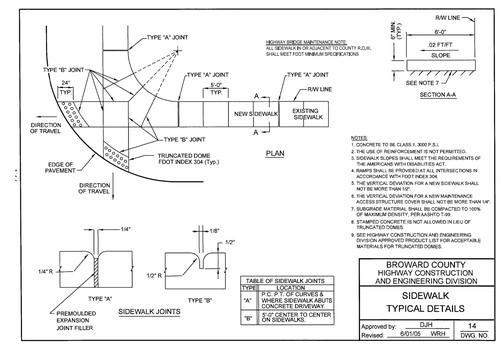

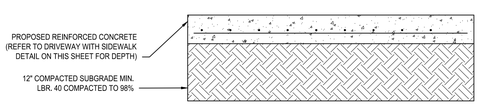

TYPICAL CONCRETE PAVEMENT SECTION FOR VEHICULAR AREAS

NTS

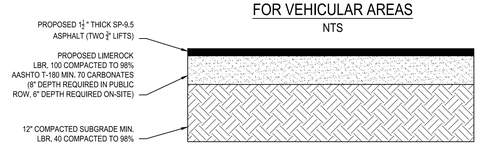

TYPICAL ASPHALT PAVEMENT SECTION

NTS

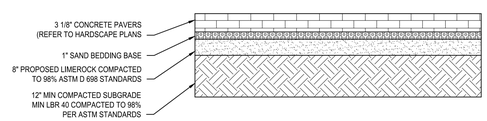

TYPICAL VEHICULAR PAVER SECTION

NTS

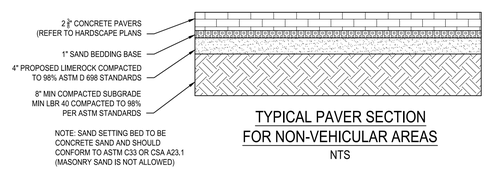

TYPICAL PAVER SECTION FOR NON-VEHICULAR AREAS

NTS

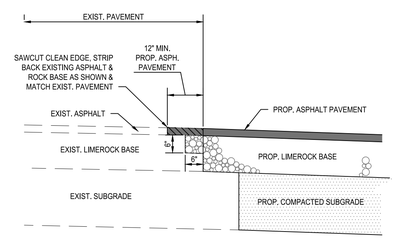

PAVEMENT CONNECTION DETAIL

N.T.S.

Step hen Botek Digitally signed by Stephen Botek Date: 2026.02.13 17:01:29 -05'00'

DRC
PZ24-12000020
03/18/2026

BTE REF DATE: 2-13-2026

#	DATE	REVISIONS

STEPHEN F. BOTEK LICENSE No. 55335 STATE OF FLORIDA PROFESSIONAL ENGINEER
February 13, 2026

THIS DOCUMENT HAS BEEN DIGITALLY SIGNED AND SEALED BY STEPHEN F. BOTEK, P.E. ON THE DATE ADJACENT TO THE SEAL.

PRINTED COPIES OF THIS DOCUMENT ARE NOT CONSIDERED SIGNED AND SEALED AND THE SIGNATURE MUST BE VERIFIED ON ANY ELECTRONIC COPIES.

PAVING AND GRADING DETAILS

POMPANO BEACH MARINE CENTER
701 Federal Highway
Pompano Beach, Florida 33062

Botek Thurlow Engineering, Inc.
3409 NW 9th Avenue, Suite 102, Ft. Lauderdale, FL 33309
www.botekthurlow-eng.com p: 954-568-0888 f: 954-568-0757

BTE PROJECT #: 23-1102

PROJECT DATE: 7-9-25

SHEET #: C-2.2

DRC
PZ24-12000020
07/15/2026